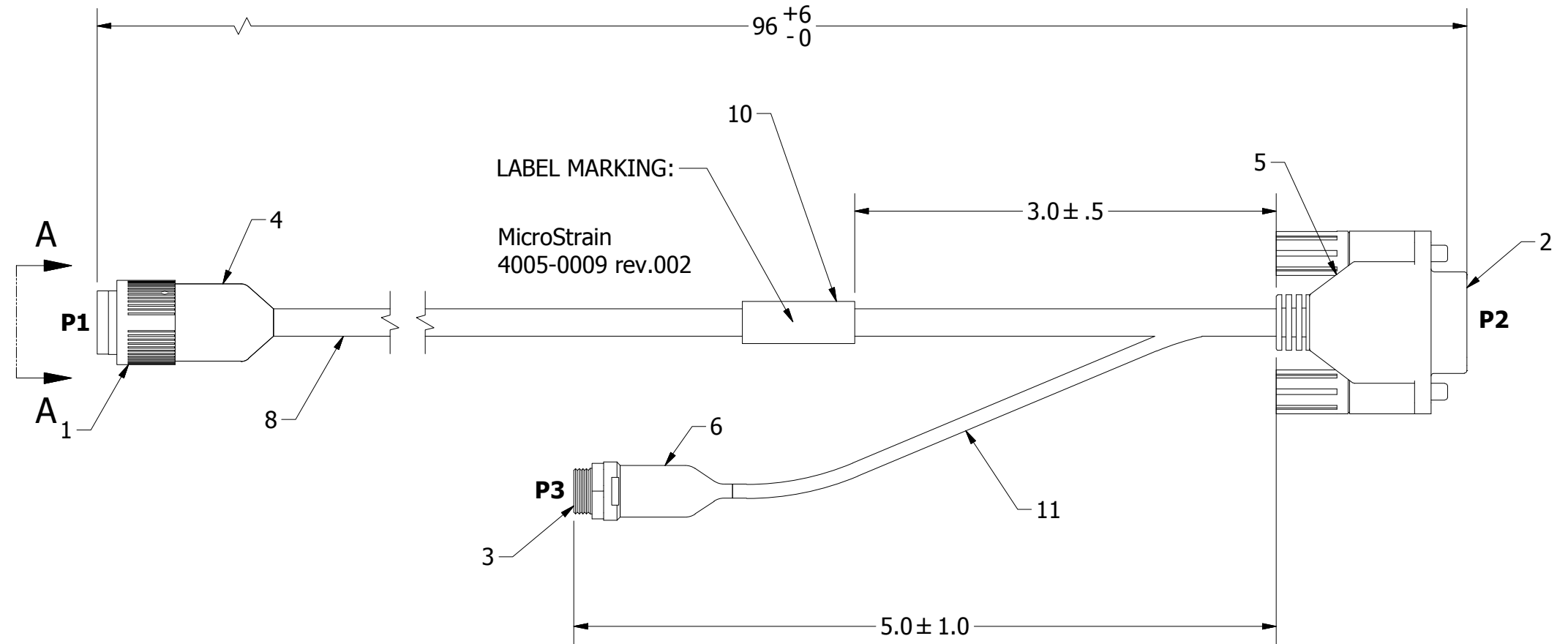
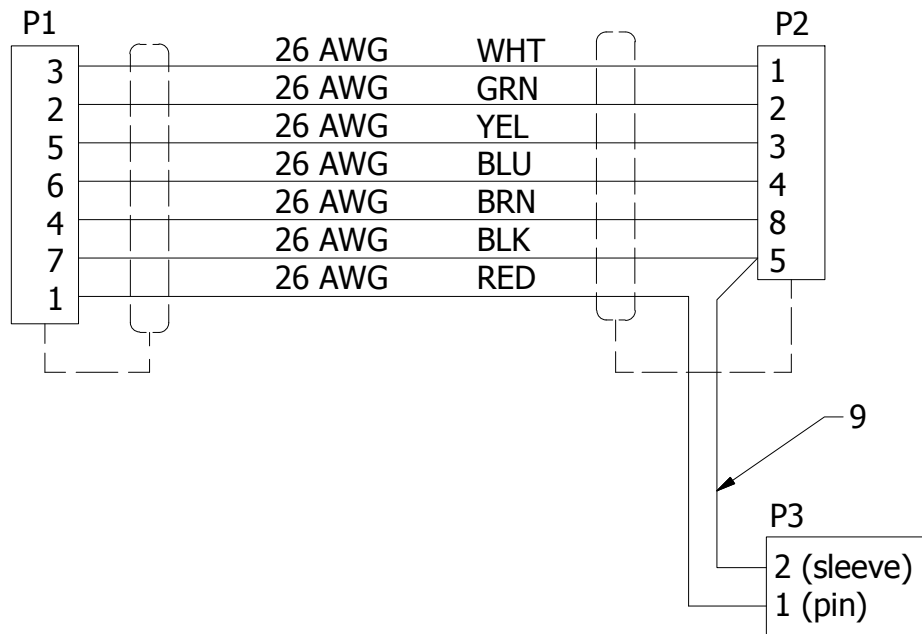


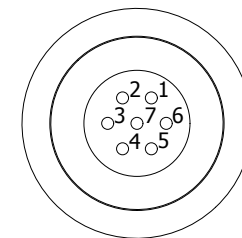
NUMBER	PART
1	GLENAIR CONNECTOR 801-007-16M6-7SA
2	DB9 CONNECTOR PER M24308/2-1
3	BARREL POWER CONNECTOR 2.1MM ID, 5.5MM OD CUI PART# PJ-005A OR SIMILAR
4	HEAT SHRINK BOOT
5	AMP BACKSHELL 5748676-1
6	HEAT SHRINK BOOT
8	COONER WIRE CW8031
9	JUMPER WIRE, 26 AWG, BLK
10	LABEL, MARKED AS INDICATED
11	SHRINK TUBING OVER RED, BLACK WIRES

REV	DESCRIPTION	DATE	APPROVED
002	UPDATED PIN CHART	8/5/14	

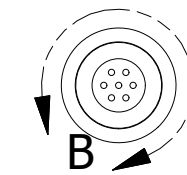
WIRING DIAGRAM



PIN	SCHEM
1	VIN (+10 TO +30 V DC)
2	422 A (RX+)
3	422 B (RX-)
4	SPARE (NC)
5	422 Y (TX+)
6	422 Z (TX-)
7	GND



DETAIL B  
SCALE 2 : 1



VIEW A-A

NOTES:

- 100% ELECTRICAL TEST FOR SHORTS, CONTINUITY.
- UNIT PACK: 1 EA. IN POLY BAG.
- UNUSED CAVITIES WILL BE FILLED WITH DUMMY CONTACTS AND SEALING PLUGS.

THIS DRAWING AND SPECIFICATIONS ARE THE PROPERTY OF MICROSTRAIN INC. AND SHALL NOT BE PRODUCED WITHOUT PERMISSION FROM MICROSTRAIN INC.

UNLESS OTHERWISE SPECIFIED ALL DIMENSIONS ARE IN INCHES.  
 TOLERANCES:(UOS):  
 .X = ± .02; .XX = ± .01; .XXX = ± .005  
 HOLE DIAMETERS: ± .002; ANGLES: ± 0.5°  
 SURFACE FINISH: 63 MICROINCHES  
 MATERIAL:  
 N/A

DESIGNED BY: DRAWN BY: TDA  
 CHECKED BY: APPROVED BY:



459 Hurricane Lane, Suite 102  
 Williston, VT 05495  
 802-862-6629

TITLE  
**CABLE ASSY, RS422, GLENAIR 801 7PIN, 8'**

SIZE B	CAGE CODE OXYZ9	DWG NO: 4005-0009	REV 002
-----------	--------------------	----------------------	------------

SCALE 1 : 1 DATE: 8/1/2013 SHEET 1 OF 1