

4

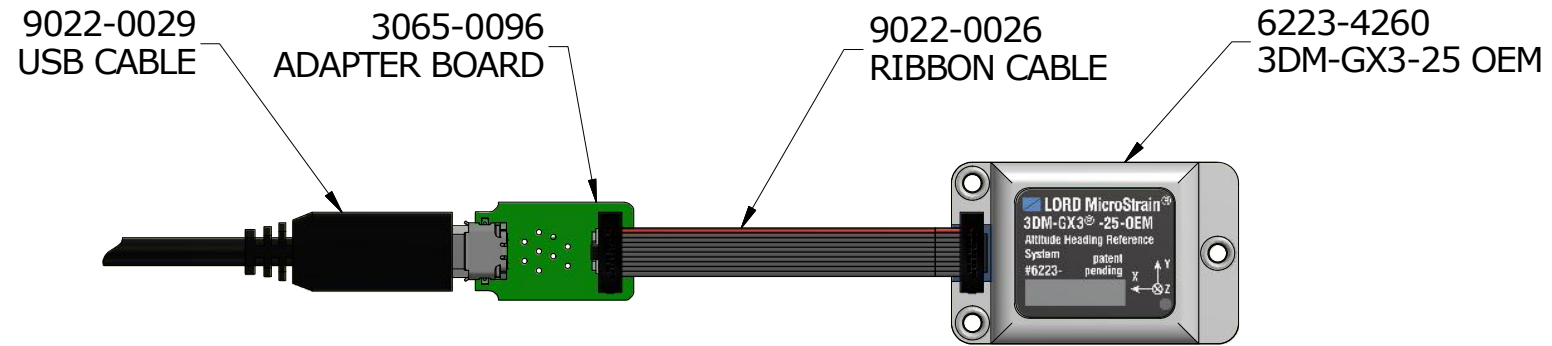
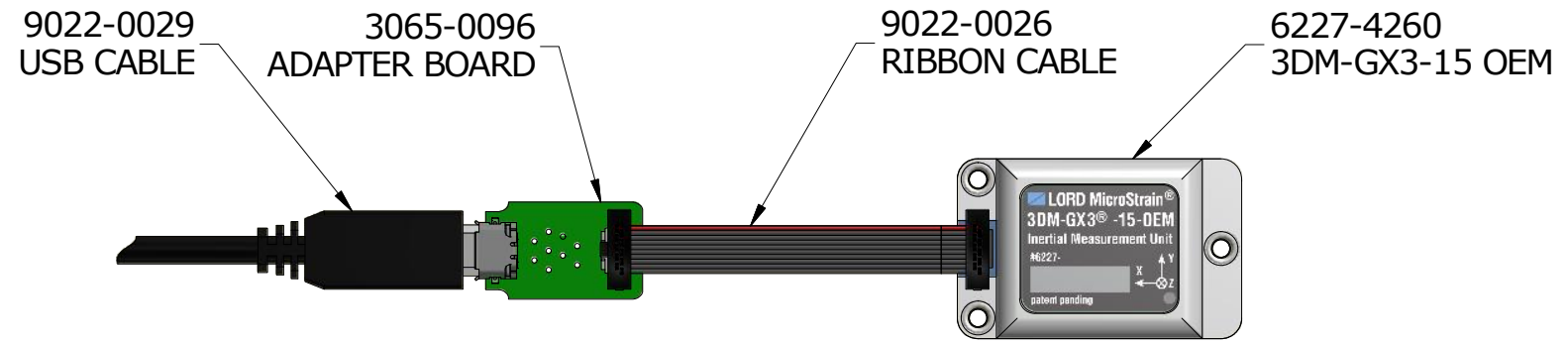
3

2

1

B

B

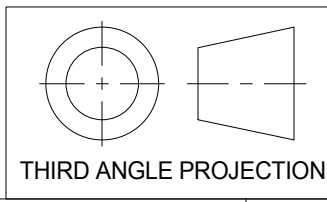


A

A

A

A



PROPRIETARY NOTICE		UNLESS OTHERWISE SPECIFIED	
THE INFORMATION CONTAINED HEREIN IS PROPRIETARY TO LORD CORPORATION AND SHALL NOT BE REPRODUCED OR DISCLOSED IN WHOLE OR IN PART OR USED FOR ANY DESIGN OR MANUFACTURE EXCEPT WHEN SUCH USER POSSESSES DIRECT, WRITTEN AUTHORIZATION FROM LORD CORPORATION.		F.M.P. = FOR MANUFACTURING PURPOSES ALL DIMENSIONS ARE TO POINTS OF INTERSECTION DIMENSIONING/TOLERANCING PER ASME Y14.5 - 2009 ABBREVIATIONS, ACRONYMS, TERMINOLOGY PER TS-027 MACHINED SURFACES = 125µin (3.2µm) MAX BREAK ALL SHARP EDGES .005in - .025in (0.1mm - 0.6mm) AVERAGING OF DIAMETERS NOT PERMISSIBLE ALL DIMENSIONS ARE IN INCHES DIMENSIONS IN [] ARE IN MILLIMETERS	
SURFACE AREA (SQ. IN.)	CALC. WT. (LB.)	0.04	ELASTOMER VOL (CU. IN.)

LORD CORPORATION Williston, VT 05495		DWG TYPE CC		
DR. BY C.THELEN	3DM-GX3-15, -25 OEM USB CABLE ASSEMBLY			
CKD. BY				
ENGR. APPR.				
MFG. APPR.				
Q.E. APPR.	CAGE OXYZ9	SIZE B	DRAWING NO. - SH 1 OF 1	REV

4

3

2

1

LORD PROPRIETARY