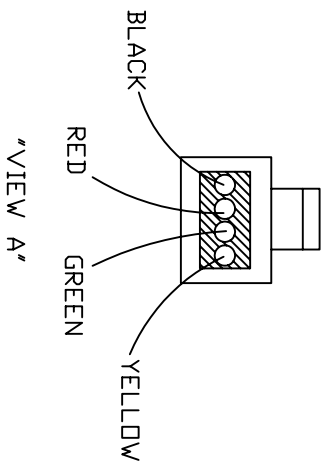
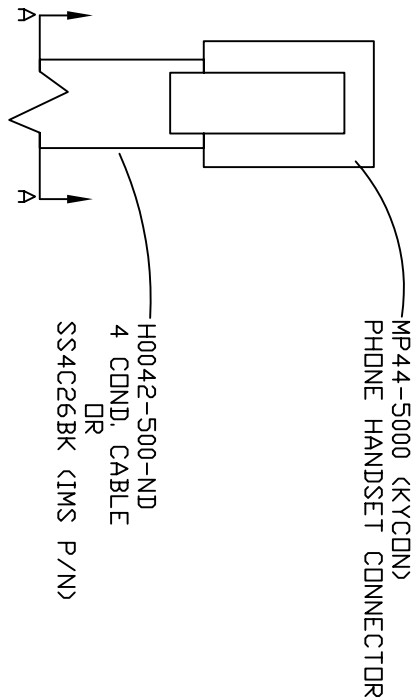


THIS DRAWING AND SPECIFICATIONS ARE THE PROPERTY OF MICROSTRAIN INC. AND SHALL NOT BE REPRODUCED WITHOUT PERMISSION FROM MICROSTRAIN INC.

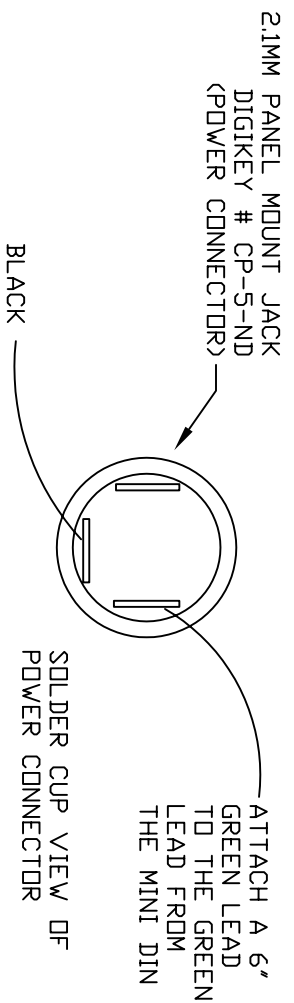
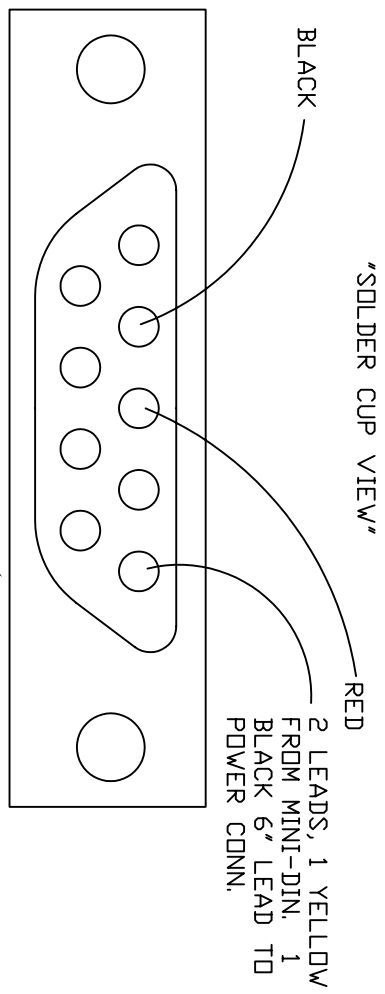


NOTES:
1. USE 8 FEET OF H0042-500-ND BLACK, 4 CONDUCTOR PHONE CABLE.

DIGIKEY CONTACT INFO:
(P) 218-681-6674
WWW.DIGIKEY.COM

"SOLDER CUP VIEW" IS LOOKING AT THE CONNECTOR FROM THE SIDE WHERE THE LEADS WIRES ARE SOLDERED.

REVISIONS			3010-0008
REV	DESCRIPTION	DATE	APPROVED
A	CHANGE WIRING	3/1/00	-
B	CHANGE TO KYCON TELEPHONE CONNECTOR	1/27/05	S. PENDO
C	ADD CABLE TYPE	8/1/05	S. PENDO



UNLESS OTHERWISE SPECIFIED ALL DIMENSIONS ARE IN INCHES.
TOLERANCES (UOS):
.X = ±.02; .XX = ±.01; .XXX = ±.005
HOLE DIAMETERS: ±.002; ANGLES: ±0.5°
SURFACE FINISH: 63 MICROINCHES
MATERIAL:



310 Hurricane Lane, Suite 4
Williston, VT 05495
802-862-6629

3DM DIGITAL OUTPUT CABLE

DESIGNED BY: X	DRAWN BY: S. MUNDELL	SIZE A	CAGE CODE 0XYZ9	DWG NO. 3010-0008	REV C
CHECKED BY: X	APPROVED BY: S. MUNDELL	SCALE N/A	DATE: 29 FEB 2000	SHEET 1 OF 1	