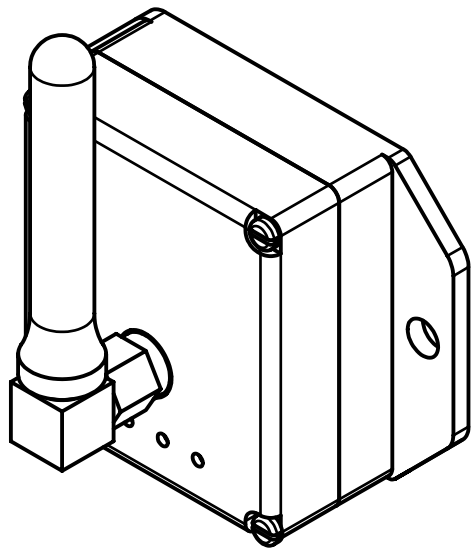
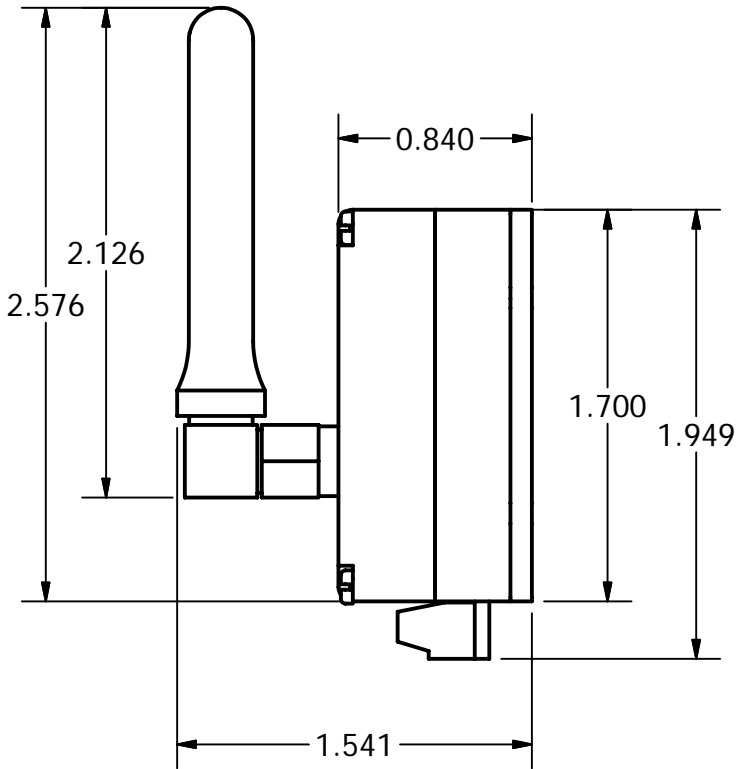
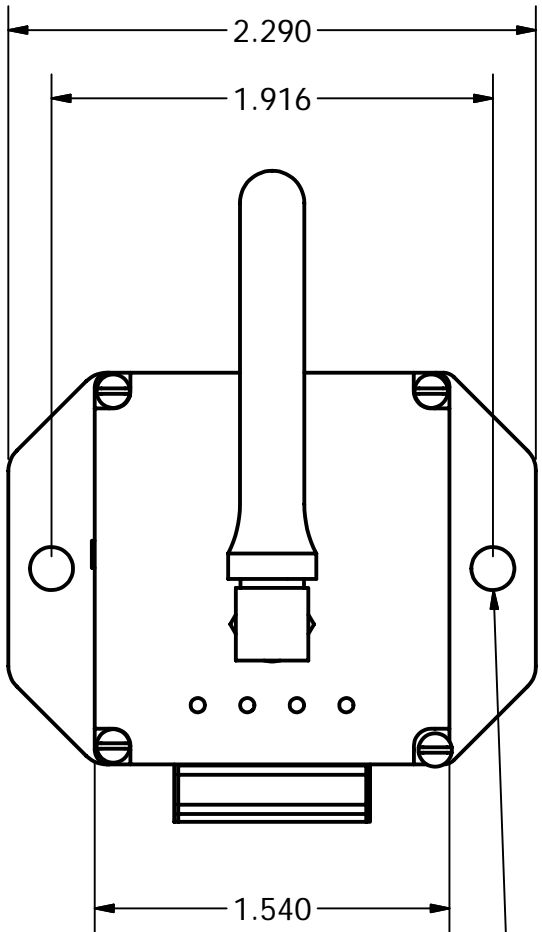


REV	DESCRIPTION	DATE	APPROVED



(2) Ø0.187 THRU

UNLESS OTHERWISE SPECIFIED ALL DIMENSIONS ARE IN INCHES.
 TOLERANCES:(UOS):
 .X = ± .02; .XX = ± .01; .XXX = ± .005
 HOLE DIAMETERS: ± .002; ANGLES: ± 0.5°
 SURFACE FINISH: 63 MICROINCHES
 MATERIAL:



310 Hurricane Lane, Suite 4
 Williston, VT 05495
 802-862-6629

TITLE
SG-LINK 2400 SERIES

THIS DRAWING AND SPECIFICATIONS ARE THE PROPERTY OF MICROSTRAIN INC. AND SHALL NOT BE PRODUCED WITHOUT PERMISSION FROM MICROSTRAIN INC.

DESIGNED BY: S Santerre
 DRAWN BY: S Santerre
 CHECKED BY: APPROVED BY: S Santerre

SIZE A	CAGE CODE OXYZ9	DWG NO: 3036-0028	REV -
SCALE N/A		DATE: 4/19/2006	SHEET 1 OF 1